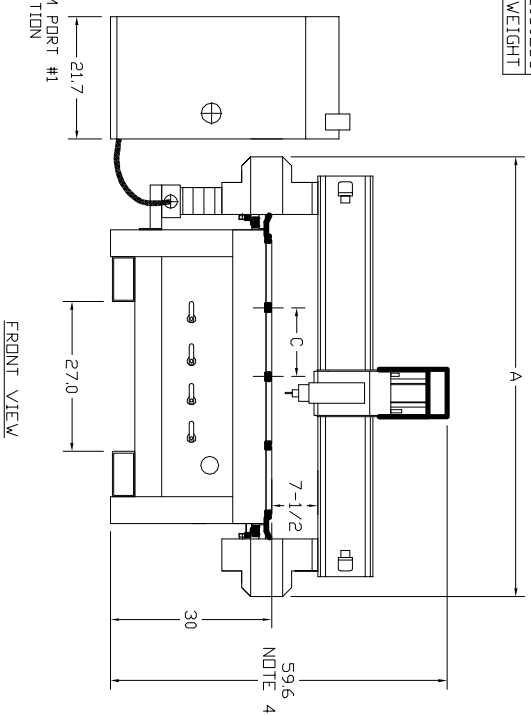
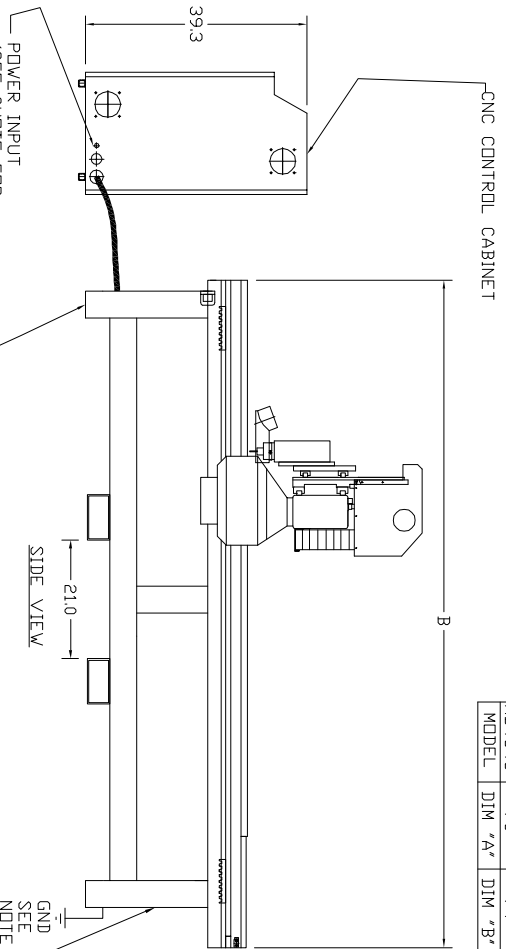
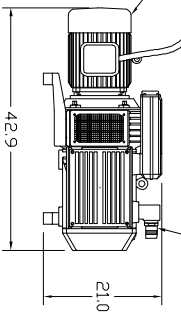


HD50120	90"	146"	15.4'	3800LBS
HD4896	78"	120"	12.2'	3500LBS
HD4848	78"	74"	12.2'	2050LBS
MODEL	DIM "A"	DIM "B"	DIM "C"	WEIGHT

WEIGHTS & Z-AXIS ASSEMBLY=600LBS
-GANTRY & ELECTRICAL CABINET=85LBS



AC MOTOR #1 SPECIFICATIONS
10HP (7.5KW)
VOLTAGE: 208-230V/460
28.5-25.8/12.9
SEE NOTE #1 AND #2



- NOTES:
- 1-CUSTOMER IS RESPONSIBLE FOR ALL DISCONNECTS AND TO MEET LOCAL ELECTRICAL CODES. ALL WIRING SHOULD BE PERFORMED BY A LICENSED ELECTRICIAN.
 - 2-VACUUM PUMP ELECTRICAL REQUIREMENTS (OPTIONAL EQUIPMENT):
 - FOR 208/230V A 40AMP CIRCUIT IS RECOMMENDED.
 - FOR 440V/480V A 20 AMP CIRCUIT IS RECOMMENDED. THESE SPECIFICATIONS ARE FOR EACH INDIVIDUAL AC MOTOR.
 - 3-THE MACHINE CONTROLLER REQUIRES A 208-230V 3-PHASE 20 AMP DEDICATED CIRCUIT.
 - 4-FOR 11-1/2" RAISED GANTRY ADD 10"
 - 5-A 9 FOOT GROUND ROD SHOULD BE INSTALLED AND CONNECTED TO CONSOLE CHASSIS AND DR FRAME USING #8 AWG COPPER WIRE

NO. DATE DESCRIPTION

Techno CNC Systems

29 TRADE ZONE DR. RONKONKOMA NY 11779

PH 631-648-7481

HD SERIES FLOOR PLAN DETAIL

MAT.	QTY	REQ'D:	ORIG. DATE	DRAWN BY:
BREAK CORNERS & EDGES .015				
UNSPECIFIED TOLERANCES				
FAC. +/- 1/32 .XX +/- .010				
ANGLE +/- 1/2° .XXX +/- .005				
PART NO.			DWG NO.	