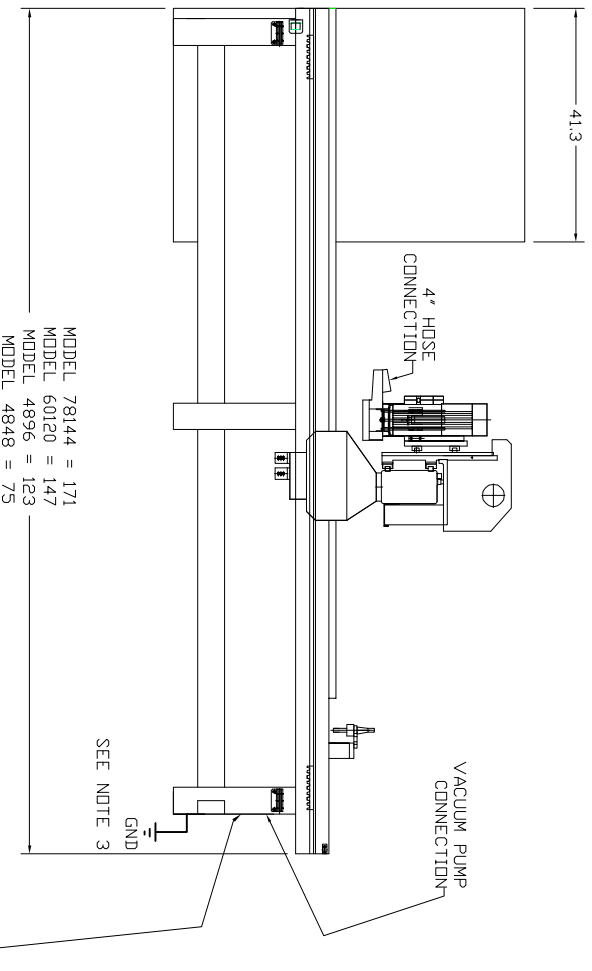
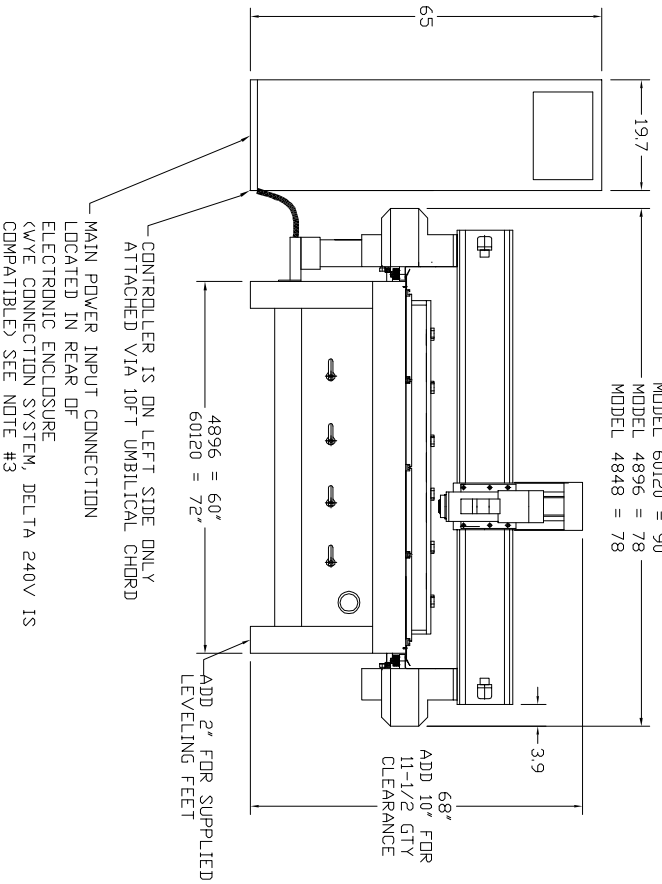


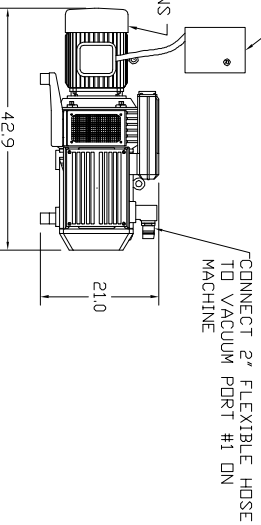
MODEL 80144 = 110
 MODEL 60120 = 90
 MODEL 4896 = 78
 MODEL 4848 = 78




NOTES:

- 1-CUSTOMER IS RESPONSIBLE FOR DISCONNECT AND TO MEET LOCAL ELECTRICAL CODES. ALL WIRING SHOULD BE PERFORMED BY A LICENSED ELECTRICIAN. 18" OF CLEARANCE ALL THE WAY AROUND IS REQUIRED FOR PROPER VENTILATION.
- 2-FOR 208/230V A 40AMP CIRCUIT IS RECOMMENDED.
- FOR 440V/480V A 20 AMP CIRCUIT IS RECOMMENDED.
- THESE SPECIFICATIONS ARE FOR EACH INDIVIDUAL AC MOTOR.
- 3-A 9 FOOT GRDND RDD SHOULD BE INSTALLED AND CONNECTED TO BASE FRAME

AC MOTOR #1 SPECIFICATIONS
 60Hz 10HP
 190-290 / 330-500V
 30.4-26.4 / 17.8-15.6A
 SEE NOTE #2



29 TRADE ZONE DR. RONKONKOMA NY 11779 PH 631-648-7481
 HDS FLOOR PRINT DETAIL



MAT.	BREAK CORNERS & EDGES .015	QTY REQ'D:	DRG DATE	DRAWN BY:
	UNSPECIFIED TOLERANCES	UNITS:	SCALE:	CHECKED BY:
	FRAC. +/- 1/32 .XX +/- .010			
	ANGLE +/- 1/2° .XXX +/- .005			
PART NO.			DWG NO.	

NO.	DATE	DESCRIPTION
-----	------	-------------