

## Greasing TLF 2.200-2.360

-Tools required-  
X1 – 7433050000  
(50 gram grease gun)

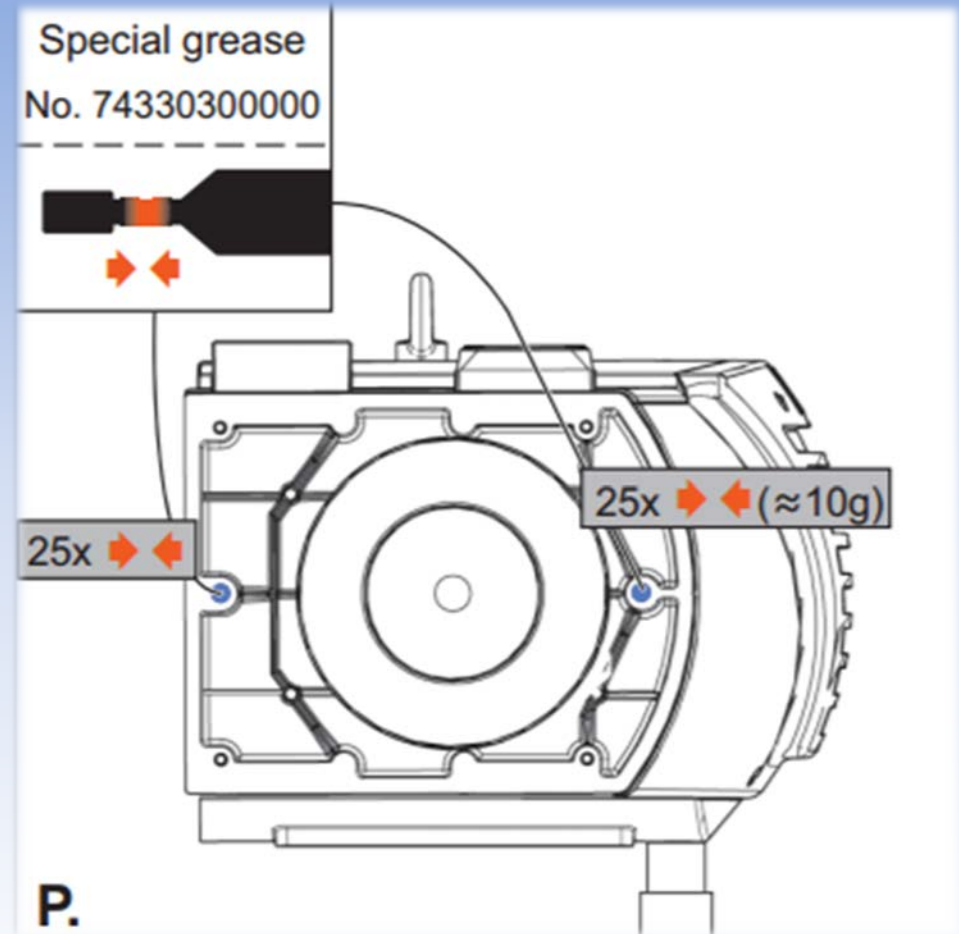


# Greasing instructions

The greasing instructions can be found on step "P." in the operation manual sent with each pump.


Or they can be found at [www.Beckerpumps.com](http://www.Beckerpumps.com)

Bearings are to be greased every 3000 - 4000 hours



All new units come with new grease guns.


(Found in either of the two places below)



# GREASING PROCEDURE



Remove the filter cover by loosening the black hand knobs.



Remove the internal filter and replace if needed.

Grease fittings are found next to the filter.  
(Remove the red caps.)



Remove the black cap from the grease gun



Author: Mike Ruff  
Becker Pumps Corp.

Prime all new grease guns by placing them at an angle against a hard surface.

Pump a few times until the grease is visible at the tip.





Place the grease gun against the push fitting

Pump 10x into each bearing

(New or dry bearings = 25 times per bearing)



Once the pump is ran, the grease will evenly distribute between the rollers and ball bearings.

